

Fiscal Year 2022

Annual Report on Debt Issued by Tennessee Industrial Development Boards (IDBs)



Tenn. Code Ann. § 7-53-304

Tennessee State Funding Board Guidelines: *Debt Reporting by Industrial Development Boards*

Presented to the Members of the Tennessee State Funding Board

By: *The Division of Local Government Finance*

Date: *August 21, 2023*

Statutory Requirements

Tenn. Code Ann. § 7-53-304 has two basic reporting requirements for IDBs:

Listing of Debt

IDBs must maintain an aggregate listing of its current debt, including conduit debt obligations, in accordance with guidelines approved by the State Funding Board. The listing must be filed at the end of each fiscal year. Regardless of whether an IDB has debt, key contact information must be filed annually.

Notice of Default

IDBs must file a notice of default on its debt obligations within 15 days of the event. The State Funding Board has approved guidelines that must be followed by IDBs when preparing and submitting the required information.

Overview and Scope

The Comptroller’s Division of Local Government Finance serves as the collection and reporting agency for information filed by industrial development board (IDB) entities pursuant to Tenn. Code Ann. § 7-53-304. The division is responsible for requesting the information annually, maintaining an online reporting application and database to track the information, and reporting the information to the Tennessee State Funding Board.

This report is limited to information filed by IDBs pursuant to Tenn. Code Ann. § 7-53-304. Other information related to IDBs and maintained by the Comptroller’s Office may be accessed at: <https://comptroller.tn.gov/> and includes:

Information	Division/Board
Independent Audit Reports	Division of Local Government Audit
Payment in Lieu of Tax (PILOT) Agreements	State Board of Equalization
Tax Increment Financing (TIF) Agreements	State Board of Equalization

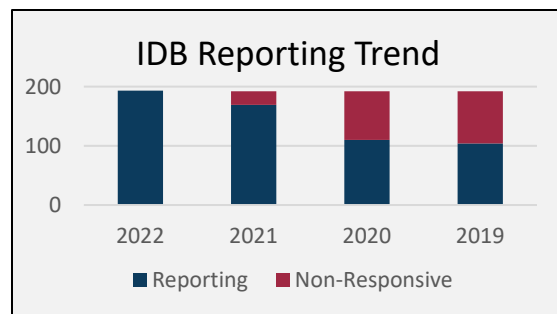
History and Purpose of IDB Debt Reporting

Legislation was passed during 2018 that requires IDBs to annually report a listing of its current debt and information on defaults in accordance with guidelines established by the Tennessee State Funding Board. The activities of many IDBs are limited to issuing conduit debt on behalf of private industry to support economic development in the surrounding area. Debt is generally issued on behalf of and repaid by private industry with no recourse to the IDB. Debt for certain projects may be issued as tax-exempt. IDBs have statutory authority to issue bonds for certain projects that will be repaid with either property or sales tax revenues that result from the growth the project brings to the area. These are referred to as tax increment financing (TIF) bonds. Local governments forego this incremental tax revenue over the life of the bonds. Prior to this legislation, comprehensive information on IDB conduit debt obligations was not available. IDBs serve an important role in promoting economic development in areas across the state and this legislation has enabled the Comptroller’s Office to compile an aggregate report of all IDB debt that provides transparency to state and local lawmakers as well as the public.

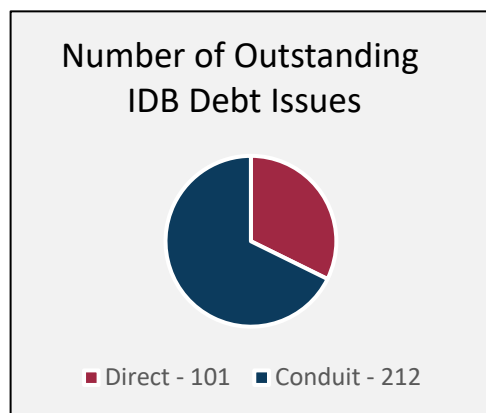
Information on IDB debt reporting requirements may be found at: www.tncot.cc/idb.

Fiscal Year 2022 - Summary of Annual Debt Information

Overall IDBs are reporting the annual information. Compliance with the law has improved each year as illustrated in the chart to the right. For the first time since the legislation passed, all 192 IDBs with active boards reported information required by the guidelines published by the Tennessee State Funding Board. There are currently 5 IDBs with no active board.

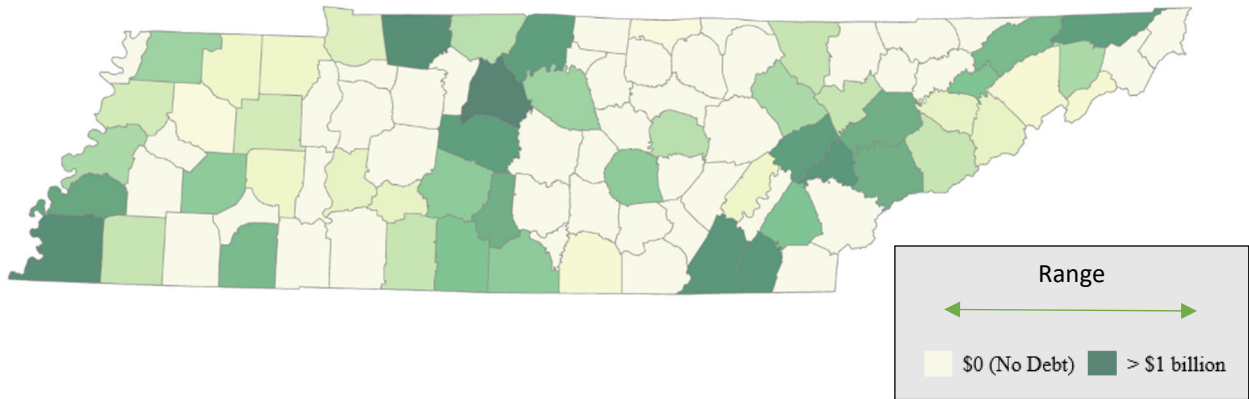


Appendix A includes a map of all counties in Tennessee with the number of IDBs per county and the type of debt IDBs reported for fiscal year 2022. Two of Tennessee’s 95 counties do not have an IDB: Polk and Moore; and 38 counties reported no IDB debt for 2022.



Appendix C is an aggregate listing of all IDB debt reported for fiscal year 2022. The listing reflects that TN IDBs have the majority of their outstanding debt in conduit obligations. **Conduit debt** is issued by an IDB to provide capital financing for a public or private entity, other than the IDB. **Direct debt** is an obligation of the IDB in which the IDB incurs a definite and absolute obligation of the payment of the principal and interest on the debt obligation. IDBs reported 212 conduit debt obligations and 101 direct debt obligations for fiscal year 2022.

The following map illustrates the dollar amount concentration of conduit and direct debt issues by counties statewide. The lowest amount is \$0 (or no debt) and the highest exceeds \$1 billion. The largest conduit debt issuer, according to the fiscal year 2022 data, remains unchanged from the prior fiscal year. The Industrial Development Board of the Metropolitan Government of Nashville and Davidson County is the largest issuer, reporting 85 conduit debt obligations with an aggregate original issue amount of \$2,084,706,138, and a current amount outstanding of \$1,019,241,058.



Default Notices

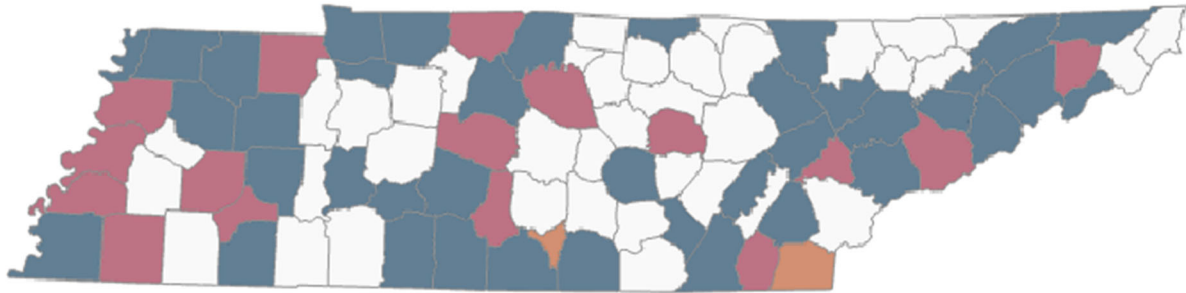
Within 15 days of occurrence or of receipt of a notice of default, IDBs are required to file a notice of default for the following types of default in accordance with the State Funding Board Guidelines: *Debt Reporting by Industrial Development Boards*.

- 1 Failure to pay principal or interest on a debt when due (and defined as a default in the indenture).
- 2 Failure to comply with a covenant, promise, or duty imposed by the debt documents upon any required passage of time or giving of notice; or both, but does not include situations where such failure has been waived.
- 3 Insufficiency of funds to make scheduled debt payments (and not defined as a default in the indenture).
- 4 Receipt by the IDB of an event of default notice from a conduit borrower.

The Division of Local Government Finance reports default notices to the State Funding Board soon after notice is received. Since the reporting requirements began, two issuers have provided notices of default: The Economic Development Growth Engine Industrial Development Board of the City of Memphis and County of Shelby, TN, in connection with its Graceland Project Bonds, and the Industrial Development Board of the Metropolitan Government of Nashville and Davidson County, TN, in connection with its Bellevue Mall Project Bonds. **Appendix B** includes more information regarding the defaults.

APPENDIX A

NUMBER OF IDBs WITH ACTIVE BOARDS BY COUNTY AND TYPES OF DEBT



No Debt
 Conduit Only
 Direct Only or Direct & Conduit
 No IDB

COUNTY	Number of IDBs	COUNTY	Number of IDBs	COUNTY	Number of IDBs	COUNTY	Number of IDBs
Anderson	1	Fentress	1	Lauderdale	3	Roane	5**
Bedford	1	Franklin	3	Lawrence	2	Robertson	2
Benton	1	Gibson	6	Lewis	1	Rutherford	3
Bledsoe	2	Giles	2	Lincoln	1	Scott	3
Blount	2	Grainger	1	Loudon	3	Sequatchie	2
Bradley	3	Greene	1	Macon	1	Sevier	3
Campbell	1	Grundy	1	Madison	1	Shelby	11
Cannon	1	Hamblen	1	Marion	2	Smith	1
Carroll	4	Hamilton	3	Marshall	2	Stewart	3**
Carter	2	Hancock	1	Maury	3*	Sullivan	2
Cheatham	1	Hardeman	3	McMinn	1	Sumner	6
Chester	1	Hardin	1	McNairy	2	Tipton	2
Claiborne	2	Hawkins	3	Meigs	1	Trousdale	1
Clay	1	Haywood	2	Monroe	2	Unicoi	1
Cocke	1	Henderson	1	Montgomery	1	Union	1
Coffee	1	Henry	1	Moore	0	Van Buren	2
Crockett	3	Hickman	2	Morgan	2**	Warren	1
Cumberland	2**	Houston	2**	Obion	4	Washington	3
Davidson	3	Humphreys	1	Overton	1	Wayne	3
Decatur	3	Jackson	1	Perry	1	Weakley	5
DeKalb	2	Jefferson	3	Pickett	1	White	3
Dickson	1	Johnson	1	Polk	0	Williamson	3*
Dyer	2	Knox	3	Putnam	1	Wilson	1*
Fayette	1	Lake	3	Rhea	2		

* The IDB of the City of Mt. Juliet is not included in total for Wilson County and the IDB of Spring Hill is not included in totals for Maury and William Counties. These were both recently created/re-established.

**Includes a joint-IDB between two or more counties

APPENDIX B

NOTICES OF DEFAULT

This appendix includes summaries of default notices from Industrial Development Boards since the reporting became effective in 2018 and through the date of this report. The information does not include any subsequent payments to remedy reported defaults.

1

Economic Development Growth Engine Industrial Development Board of the City of Memphis and County of Shelby, TN

Debt	\$40,490,000 – Senior Tax Increment Revenue Bonds (Graceland Project) Series 2017A (Tax-Exempt) \$24,375,000 – Subordinate Tax Increment Revenue Bonds (Graceland Project) Series 2017C \$5,005,000 – Subordinate Tax Increment Revenue Bonds (Graceland Project) 2017D (Conduit Debt) (Taxable)
Security	Tax Increment Financing Revenues; Tourism Development Zone Revenues; Tourism Surcharge Revenues
Type of Sale	Series 2017A and 2017C – Public Series 2017D – Private Placement
Type of Default Notice	Series 2017A and 2017C – Monetary Default (default under bond indenture) Series 2017D – Insufficient Funds (not a default under bond indenture*) <i>*When secured revenue is not sufficient to make debt service payment, it is not a default under the bond indenture.</i>
Status	Last notification of default and insufficient funds: July 2023

Summary

Date of Default	Default Description	Series 2017A Monetary Defaults	Series 2017C Monetary Defaults	Series 2017D Monetary Defaults	Date Reported to State Funding Board
1/4/2021	Semi-annual interest payment			\$ 205,219	3/22/2021
7/1/2021	Principal			\$ 95,000	7/22/2021
7/1/2021	Semi-annual interest payment		\$ 853,125	\$ 205,219	7/22/2021
1/1/2022	Semi-annual interest payment		\$ 853,125	\$ 205,219	2/23/2022
7/1/2022	Principal			\$ 185,000	9/8/2022
7/1/2022	Semi-annual interest payment		\$ 853,125	\$ 205,219	9/8/2022
1/1/2023	Semi-annual interest payment		\$ 853,125	\$ 193,669	2/15/2023
7/1/2023	Principal	\$ 720,000		\$ 270,000	8/21/2023
7/1/2023	Semi-annual interest payment	\$ 1,053,150		\$ 193,669	8/21/2023
Total Monetary Defaults		\$ 1,773,150	\$ 3,412,500	\$ 1,758,214	



Industrial Development Board of the Metropolitan Government of Nashville and Davidson County, TN

Debt	\$21,935,000 – Tax Increment Revenue Bonds (Bellevue Mall Project) Series 2015 (Conduit Debt) (Tax-Exempt)
Security	Tax Increment Financing Revenues (Special and Limited Obligation)
Type of Sale	Private Placement
Type of Default Notice	Insufficient Funds (failure to make payment when secured revenue is not sufficient is not a default under the bond indenture)
Status	Last notification of insufficient funds: December 2022

Summary

Date of Default	Default Description	Series 2015 Monetary Defaults	Date Reported to State Funding Board
12/1/2022	Debt service payment (partial)	\$ 45,691	12/16/2022
Total Monetary Defaults		\$ 45,691	

APPENDIX C

Fiscal Year 2022
 Tennessee Industrial Development Boards
 Annual Debt Report - Direct and Conduit Debt Issues Outstanding (T.C.A. § 7-53-304)

Entity Name	Debt Type	Original Issue Amount	Outstanding Amount Reported	Debt Name/ Series Year	Maturity Date
Anderson County					
IDB of Anderson County, Tennessee	Direct	\$ 1,000,000	\$ 923,497	Tax Increment Revenue Note (VRL Hotels 5 LLC Project), Series 2019	05/01/2031
IDB of Anderson County, Tennessee	Direct	\$ 350,000	\$ 350,000	Tax Increment Revenue Note (David Jones Business Park Development), Series 2022	09/15/2037
IDB of Anderson County, Tennessee	Direct	\$ 1,250,000	\$ 1,203,911	Tax Increment Revenue Note (The Glen Alpine Economic Development Area), Series 2020	04/30/2041
IDB of Anderson County, Tennessee	Direct	\$ 450,000	\$ 314,130	Tax Increment Revenue Note (David Jones Business Park Development), Series 2017	05/01/2032
IDB of Anderson County, Tennessee	Direct	\$ 550,000	\$ 522,500	Tax Increment Revenue Note (STNL Development Area), Series 2019	05/01/2041
Bedford County					
IDB of the City of Shelbyville	No Debt				
Benton County					
IDB of the County of Benton	No Debt				
Bledsoe County					
Bledsoe County Industrial Development Corporation	No Debt				
IDB of the City of Pikeville	No Debt				
Blount County					
IDB of Blount County and the Cities of Alcoa and Maryville	Conduit	\$ 32,300,000	\$ 6,190,000	Maryville Civic Arts Center Project	06/01/2036
IDB of Blount County and the Cities of Alcoa and Maryville	Direct	\$ 12,000,000	\$ 11,000,000	INDUSTRIAL REVENUE NOTES (PROJECT PEARL) SERIES 2020A & 2020B ISSUED 2021	03/01/2044
IDB of Blount County and the Cities of Alcoa and Maryville	Direct	\$ 5,000,000	\$ 4,661,071	R&D Park Note	05/01/2056
IDB of Blount County and the Cities of Alcoa and Maryville	Direct	\$ 5,000,000	\$ 4,969,769	R&D Park Note	05/01/2056
IDB of Blount County and the Cities of Alcoa and Maryville	Direct	\$ 5,000,000	\$ 4,992,143	R&D Park Note	05/01/2056
IDB of Blount County and the Cities of Alcoa and Maryville	Direct	\$ 5,000,000	\$ 4,840,320	R&D Park Note	05/01/2056
IDB of the City of Alcoa, Tennessee	No Debt				
Bradley County					
IDB of the City of Cleveland	No Debt				
IDB of the County of Bradley	<i>Not active; being dissolved.</i>				
IDB of the County of Bradley and the City of Cleveland, Tennessee	Conduit	\$ 5,000,000	\$ 5,000,000	Revenue Bond, Series B (Bayer Healthcare LLC 2018 Project)	12/31/2024
IDB of the County of Bradley and the City of Cleveland, Tennessee	Conduit	\$ 41,000,000	\$ 41,000,000	Recovery Zone Facility Revenue Bonds Series 2010	12/01/2035
IDB of the County of Bradley and the City of Cleveland, Tennessee	Conduit	\$ 20,000,000	\$ 20,000,000	Revenue Bond, Series A (Bayer Healthcare LLC 2018 Project)	12/31/2024
IDB of the County of Bradley and the City of Cleveland, Tennessee	Conduit	\$ 225,000,000	\$ 225,000,000	Revenue Bond (Maytag Project) Series 2010	12/01/2033
Campbell County					
IDB of Campbell County, Tennessee	No Debt				
Cannon County					
Cannon County IDB	No Debt				
Carroll County					
IDB of the County of Carroll	No Debt				
IDB of the Town of Huntingdon	Direct	\$ 522,633	\$ 423,705	Capital Outlay Notes, Series 2013	11/15/2023
IDB of the Town of Huntingdon	Direct	\$ 2,005,547	\$ 1,904,102	Capital Outlay Notes, Series 2020	12/15/2025
IDB of the Town of Trezevant, Tennessee	No Debt				
Industrial Board of the Town of Bruceton, Tennessee	No Debt				
Carter County					
Carter County IDB	No Debt				
IDB of the City of Elizabethton, Tennessee	No Debt				
Cheatham County					
IDB of Cheatham County	No Debt				

* Not reported by the IDB; not a required field.

APPENDIX C

Fiscal Year 2022
 Tennessee Industrial Development Boards
 Annual Debt Report - Direct and Conduit Debt Issues Outstanding (T.C.A. § 7-53-304)

Entity Name	Debt Type	Original Issue Amount	Outstanding Amount Reported	Debt Name/ Series Year	Maturity Date
Chester County					
IDB of the City of Henderson	Conduit	\$ 7,500,000	\$ 5,637,219	FHU Educational Facilities Bond 2016	03/15/2038
IDB of the City of Henderson	Conduit	\$ 1,300,000	*	Southwest Human Resource Agency Series 2016	12/31/2023
IDB of the City of Henderson	Conduit	\$ 10,000,000	*	Arvin Sango Bonds	12/31/2042
Claiborne County					
Claiborne County Economic and Community Development Board	No Debt				
IDB of the Town of New Tazewell	No Debt				
Clay County					
Joint IDB of Celina and Clay County	Direct	\$ 215,000	\$ 194,516	JIDB of Celina & Clay County 2016	08/11/2056
Cocke County					
IDB of the City of Newport and Cocke County, Tennessee	Direct	\$ 1,050,000	\$ 1,050,000	Industrial Revenue Bond (Industrial Park Project); 2020	07/31/2050
IDB of the City of Newport and Cocke County, Tennessee	Direct	\$ 223,822	\$ 204,396	Tax Increment Revenue Note (Sugar Cove Wastewater Project); 2017	06/30/2025
Coffee County					
Industrial Board of Coffee County, Tennessee, Inc.	No Debt				
Crockett County					
IDB of Crockett County, Tennessee	No Debt				
IDB of the City of Alamo, Tennessee	No Debt				
IDB of the City of Friendship	No Debt				
Cumberland County					
IDB of Cumberland County, Tennessee	No Debt				
IDB of the Counties of Cumberland, Morgan & Roane, TN	(Joint)	No Debt			
Davidson County					
IDB of Metropolitan Nashville and Davidson County	Conduit	\$ 3,303,353	*	Mortgage Revenue Bonds Series 1982	09/21/2022
IDB of Metropolitan Nashville and Davidson County	Conduit	\$ 50,000,000	\$ 33,333,330	Life Point Series 2012	01/30/2042
IDB of Metropolitan Nashville and Davidson County	Conduit	\$ 8,540,000	\$ 1,423,325	Variable Rate Demand Multifamily Housing Revenue Refunding Bonds, Series A 1997	04/10/2027
IDB of Metropolitan Nashville and Davidson County	Conduit	\$ 7,500,000	\$ 375,000	Educational Facilities Revenue Bonds Series 2003B	11/14/2023
IDB of Metropolitan Nashville and Davidson County	Conduit	\$ 43,000,000	\$ 40,611,111	Multifamily Note 2021	12/01/2039
IDB of Metropolitan Nashville and Davidson County	Conduit	\$ 7,151,214	\$ 536,354	Mortgage Revenue Bonds Series 1985	11/21/2025
IDB of Metropolitan Nashville and Davidson County	Conduit	\$ 1,750,000	\$ 1,750,000	Multifamily Housing Revenue Refunding Note Series 2021A	07/01/2037
IDB of Metropolitan Nashville and Davidson County	Conduit	\$ 102,000,000	\$ 30,222,218	Variable Rate Revenue Bonds Series 2004	12/01/2031
IDB of Metropolitan Nashville and Davidson County	Conduit	\$ 30,000,000	\$ 20,000,000	Life Point Series 2012	01/30/2042
IDB of Metropolitan Nashville and Davidson County	Conduit	\$ 3,425,000	\$ 570,825	Multi-Family Housing Revenue Bonds Series 1997	07/24/2027
IDB of Metropolitan Nashville and Davidson County	Conduit	\$ 2,375,000	\$ 1,425,000	Operation Stand Down Series 2014	05/01/2034
IDB of Metropolitan Nashville and Davidson County	Conduit	\$ 100,000,000	\$ 66,666,670	HCA Series 2012	06/12/2042
IDB of Metropolitan Nashville and Davidson County	Conduit	\$ 9,105,000	\$ 5,918,250	Multifamily Housing Revenue Bonds Series 2008	02/19/2048
IDB of Metropolitan Nashville and Davidson County	Conduit	\$ 30,000,000	\$ 16,800,000	Educational Facilities Revenue Bonds Series 2010	12/15/2035
IDB of Metropolitan Nashville and Davidson County	Conduit	\$ 1,400,000	\$ 350,000	Educational Facilities Revenue Bonds Series 2007	12/13/2027
IDB of Metropolitan Nashville and Davidson County	Conduit	\$ 5,000,000	*	Revenue Refunding Bond 2014 Series A	12/24/2026
IDB of Metropolitan Nashville and Davidson County	Conduit	\$ 8,328,266	*	Revenue Refunding Bond 2014 Series C	12/24/2026
IDB of Metropolitan Nashville and Davidson County	Conduit	\$ 3,400,000	\$ 2,266,670	Revenue Refunding Bond 2012	02/27/2042
IDB of Metropolitan Nashville and Davidson County	Conduit	\$ 6,000,000	\$ 5,333,333	Multifamily Housing Revenue Refunding Note Series 2019A	07/01/2037
IDB of Metropolitan Nashville and Davidson County	Conduit	\$ 42,340,000	\$ 2,117,000	Revenue Refunding Bonds Series 2003	01/17/2023
IDB of Metropolitan Nashville and Davidson County	Conduit	\$ 3,500,000	\$ 2,099,996	Revenue Bond 2010	11/01/2040
IDB of Metropolitan Nashville and Davidson County	Conduit	\$ 4,600,000	\$ 1,254,544	Variable Rate Demand Revenue Bonds Series 2006	10/19/2028

* Not reported by the IDB; not a required field.

Fiscal Year 2022
 Tennessee Industrial Development Boards
 Annual Debt Report - Direct and Conduit Debt Issues Outstanding (T.C.A. § 7-53-304)

Entity Name	Debt Type	Original Issue Amount	Outstanding Amount Reported	Debt Name/ Series Year	Maturity Date
IDB of Metropolitan Nashville and Davidson County	Conduit	\$ 2,915,000	\$ 388,658	Multifamily Housing Revenue Refunding Bonds Series 1996A	10/23/2026
IDB of Metropolitan Nashville and Davidson County	Conduit	\$ 10,000,000	\$ 7,666,669	Wonton Food Revenue Bonds	12/31/2045
IDB of Metropolitan Nashville and Davidson County	Conduit	\$ 3,000,000	\$ 1,320,000	Revenue Bonds Series 2008	03/25/2033
IDB of Metropolitan Nashville and Davidson County	Conduit	\$ 6,075,000	\$ 911,250	Revenue Bonds, Series A 1984	07/22/2024
IDB of Metropolitan Nashville and Davidson County	Conduit	\$ 6,500,000	*	Revenue Bonds Series 2002	06/01/2022
IDB of Metropolitan Nashville and Davidson County	Conduit	\$ 225,000,000	\$ 156,521,739	Industrial Development Revenue Bonds Series 2014	07/01/2037
IDB of Metropolitan Nashville and Davidson County	Conduit	\$ 6,645,000	\$ 2,658,000	Multifamily Housing Revenue Refunding Bonds Series 2004	02/23/2034
IDB of Metropolitan Nashville and Davidson County	Conduit	\$ 19,985,000	\$ 7,327,827	Variable Rate Demand Multifamily Housing Revenue Bonds Series 2003	11/23/2033
IDB of Metropolitan Nashville and Davidson County	Conduit	\$ 8,500,000	\$ 637,500	Mortgage Revenue Bonds Series 1985	04/21/2025
IDB of Metropolitan Nashville and Davidson County	Conduit	\$ 23,275,000	\$ 19,600,000	Multifamily Housing Revenue Note Taxable Series 2018A	07/01/2037
IDB of Metropolitan Nashville and Davidson County	Conduit	\$ 6,375,194	\$ 478,134	Mortgage Revenue Bonds Series 1985	01/22/2025
IDB of Metropolitan Nashville and Davidson County	Conduit	\$ 6,620,000	\$ 1,323,992	Multi-Family Housing Revenue Refunding Bonds Series 1998	06/23/2028
IDB of Metropolitan Nashville and Davidson County	Conduit	\$ 2,900,000	\$ 1,836,663	Revenue Bond Series 2010	12/05/2041
IDB of Metropolitan Nashville and Davidson County	Conduit	\$ 8,000,000	*	Educational Facilities Revenue Refunding and Improvement Bonds Series 2002	08/17/2022
IDB of Metropolitan Nashville and Davidson County	Conduit	\$ 2,900,000	\$ 290,000	Educational Facilities Revenue Bonds Series 2004	05/22/2024
IDB of Metropolitan Nashville and Davidson County	Conduit	\$ 8,195,000	\$ 2,458,493	Multifamily Mortgage Revenue Refunding Bonds Series 2001A	02/13/2031
IDB of Metropolitan Nashville and Davidson County	Conduit	\$ 23,000,000	\$ 6,272,720	Variable Rate Demand Revenue Bonds Series 2006	07/06/2028
IDB of Metropolitan Nashville and Davidson County	Conduit	\$ 40,000,000	\$ 18,000,000	Industrial Development Revenue Note Series 2010B	12/28/2030
IDB of Metropolitan Nashville and Davidson County	Conduit	\$ 3,761,899	\$ 282,160	Mortgage Revenue Bonds Series 1985	06/21/2025
IDB of Metropolitan Nashville and Davidson County	Conduit	\$ 100,000,000	\$ 66,666,670	HCA Series 2012	06/12/2042
IDB of Metropolitan Nashville and Davidson County	Conduit	\$ 21,000,000	\$ 1,400,000	Multifamily Housing Revenue Refunding Bonds Series 1994	03/14/2024
IDB of Metropolitan Nashville and Davidson County	Conduit	\$ 10,000,000	*	Revenue Refunding Bond 2014 Series B	12/24/2026
IDB of Metropolitan Nashville and Davidson County	Conduit	\$ 23,200,000	\$ 13,920,004	Country Music Foundation 2010	02/23/2040
IDB of Metropolitan Nashville and Davidson County	Conduit	\$ 23,750,000	\$ 1,583,324	Multifamily Housing Revenue Refunding Bonds Series 1994	03/14/2024
IDB of Metropolitan Nashville and Davidson County	Conduit	\$ 22,554,000	\$ 9,021,600	Variable Rate Demand Multifamily Housing Revenue Refunding Bonds Series 2004	07/25/2034
IDB of Metropolitan Nashville and Davidson County	Conduit	\$ 10,000,000	\$ 3,000,007	Tax-Exempt Adjustable Mode Exempt Facilities Revenue Bonds Series 2001	08/25/2031
IDB of Metropolitan Nashville and Davidson County	Conduit	\$ 27,000,000	\$ 1	Revenue Bonds Series 1999	04/28/2022
IDB of Metropolitan Nashville and Davidson County	Conduit	\$ 8,075,000	\$ 3,768,328	Multifamily Housing Revenue Refunding Bonds Series 2006	07/19/2036
IDB of Metropolitan Nashville and Davidson County	Conduit	\$ 3,300,000	\$ 958,056	Multifamily Housing Revenue Refunding Bonds Series 2000A	01/24/2031
IDB of Metropolitan Nashville and Davidson County	Conduit	\$ 15,500,000	\$ 516,657	Multifamily Housing Revenue Refunding Bonds 1993 Series A	06/08/2023
IDB of Metropolitan Nashville and Davidson County	Conduit	\$ 13,250,000	\$ 993,750	Multifamily Housing Revenue Bonds Series 1985	12/13/2025
IDB of Metropolitan Nashville and Davidson County	Conduit	\$ 260,000,000	\$ 147,333,329	Industrial Development Bond 2012	12/11/2042
IDB of Metropolitan Nashville and Davidson County	Conduit	\$ 22,149,749	\$ 18,652,420	Multifamily Housing Revenue Note Taxable Series 2018B	07/01/2037
IDB of Metropolitan Nashville and Davidson County	Conduit	\$ 2,270,000	\$ 151,324	Multi-family Housing Revenue Bonds Series 1998	12/25/2027
IDB of Metropolitan Nashville and Davidson County	Conduit	\$ 13,400,000	\$ 1,005,000	Multifamily Housing Revenue Bonds Series 1985	12/13/2025
IDB of Metropolitan Nashville and Davidson County	Conduit	\$ 9,995,000	\$ 499,750	Mortgage Revenue Bonds Series 1984	07/01/2024
IDB of Metropolitan Nashville and Davidson County	Conduit	\$ 1,725,000	\$ 1,221,875	Subordinate Multifamily Housing Revenue Bonds (Preserve at Highland Ridge) 2018	11/01/2030
IDB of Metropolitan Nashville and Davidson County	Conduit	\$ 14,205,000	\$ 4,735,000	Multifamily Housing Revenue Refunding Bonds Series 2002	07/15/2032
IDB of Metropolitan Nashville and Davidson County	Conduit	\$ 16,500,000	\$ 5,303,566	Variable Rate Revenue Bonds Series A 2003	12/31/2033
IDB of Metropolitan Nashville and Davidson County	Conduit	\$ 14,000,000	\$ 4,480,000	Variable Rate Demand Revenue Bonds Series 2005	10/06/2030
IDB of Metropolitan Nashville and Davidson County	Conduit	\$ 57,000,000	\$ 38,000,000	Revenue Refunding Bond 2012	05/01/2042
IDB of Metropolitan Nashville and Davidson County	Conduit	\$ 4,850,000	\$ 2	Adjustable Rate Revenue Refunding Bonds Series 2005	12/26/2022
IDB of Metropolitan Nashville and Davidson County	Conduit	\$ 4,750,000	\$ 1,741,673	Variable Rate Demand Multifamily Housing Revenue Refunding Bonds Series 2003	03/01/2033
IDB of Metropolitan Nashville and Davidson County	Conduit	\$ 6,716,460	\$ 4,029,876	Educational Facilities Revenue Bond Series 2010	06/07/2040

* Not reported by the IDB; not a required field.

Fiscal Year 2022
 Tennessee Industrial Development Boards
 Annual Debt Report - Direct and Conduit Debt Issues Outstanding (T.C.A. § 7-53-304)

Entity Name	Debt Type	Original Issue Amount	Outstanding Amount Reported	Debt Name/ Series Year	Maturity Date
IDB of Metropolitan Nashville and Davidson County	Conduit	\$ 5,000,000	\$ 400,000	Adjustable Rate Industrial Development Revenue Bonds Series 1999	02/23/2024
IDB of Metropolitan Nashville and Davidson County	Conduit	\$ 13,265,000	\$ 7,959,000	Revenue Refunding Bonds Series 2003	07/01/2033
IDB of Metropolitan Nashville and Davidson County	Conduit	\$ 5,200,000	\$ 260,000	Variable Rate Revenue Bonds Series 2003	03/08/2023
IDB of Metropolitan Nashville and Davidson County	Conduit	\$ 280,000,000	\$ 126,000,000	Industrial Development Revenue Note Series 2010A	12/28/2030
IDB of Metropolitan Nashville and Davidson County	Conduit	\$ 9,535,000	\$ 2,860,500	Country Music Foundation Project Series 2015B	05/01/2025
IDB of Metropolitan Nashville and Davidson County	Conduit	\$ 6,500,000	\$ 325,000	Educational Facilities Revenue Refunding Bonds Series 2003	07/25/2023
IDB of Metropolitan Nashville and Davidson County	Conduit	\$ 30,000,000	\$ 15,600,000	Revenue Refunding Bonds	12/15/2035
IDB of Metropolitan Nashville and Davidson County	Conduit	\$ 4,000,000	\$ 1,760,000	Revenue Bonds Series 2008	03/25/2033
IDB of Metropolitan Nashville and Davidson County	Conduit	\$ 31,440,000	\$ 7,860,000	Variable Rate Revenue Bonds Series 2007	12/01/2027
IDB of Metropolitan Nashville and Davidson County	Conduit	\$ 2,205,000	\$ 294,000	Multifamily Housing Revenue Refunding Bonds Series 1996A	09/24/2026
IDB of Metropolitan Nashville and Davidson County	Conduit	\$ 11,160,000	\$ 7,254,000	Variable Rate Demand Revenue Bonds Series 2008	02/01/2048
IDB of Metropolitan Nashville and Davidson County	Conduit	\$ 4,000,000	\$ 640,000	Industrial Development Revenue Bonds Series 2001	02/23/2026
IDB of Metropolitan Nashville and Davidson County	Conduit	\$ 9,060,000	\$ 226,500	Mortgage Revenue Bonds Series 1983	05/22/2023
IDB of Metropolitan Nashville and Davidson County	Conduit	\$ 6,838,879	\$ 170,971	Mortgage Revenue Bonds Series 1983	09/21/2023
IDB of Metropolitan Nashville and Davidson County	Conduit	\$ 10,129,163	\$ 723,494	Multifamily Housing Revenue Bonds 1983	04/20/2025
IDB of Metropolitan Nashville and Davidson County	Direct	\$ 18,845,000	\$ 18,216,833	Senior Special Assessment Revenue Bonds Series 2021A	06/01/2051
IDB of Metropolitan Nashville and Davidson County	Direct	\$ 12,688,561	\$ 12,111,808	Senior Special Assessment Revenue Capital Appreciation Revenue Bonds Series 2021B	06/01/2043
IDB of Metropolitan Nashville and Davidson County	Direct	\$ 11,349,400	\$ 10,971,087	Subordinated Special Assessment Capital Appreciation Revenue Bonds Series 2021C	06/01/2051
IDB of Metropolitan Nashville and Davidson County	Direct	\$ 21,935,000	\$ 15,598,222	Bellevue Tax Increment Revenue Bonds	06/01/2038
IDB of the City of Berry Hill, Tennessee	No Debt				
IDB of the City of Goodlettsville	No Debt				
Decatur County					
Decaturville IDB	No Debt				
IDB of the City of Parsons, Tennessee	No Debt				
IDB of the County of Decatur, Tennessee	No Debt				
IDB of the Town of Scotts Hill, Tennessee	<i>Inactive - no current board; no debt</i>				
DeKalb County					
IDB of DeKalb County, Tennessee	No Debt				
IDB of the City of Smithville, Tennessee	No Debt				
Dickson County					
IDB of the County of Dickson	No Debt				
Dyer County					
IDB of Dyer County	Conduit	\$ 3,000,000	\$ 2,756,414	Tax Increment Revenue Note	03/31/2037
IDB of the Town of Newbern, Tennessee	No Debt				
Fayette County					
Fayette County IDB	Conduit	\$ 3,350,000	\$ 1,899,852	Revenue Bond, Series 2014 (Fayette Academy Project)	08/08/2029
Fentress County					
IDB of Fentress County, Inc.	No Debt				
Franklin County					
IDB of Franklin County	Direct	\$ 822,666	\$ -	IDB - Land	05/27/2022
IDB of the Town of Decherd, Tennessee	No Debt				
Tullahoma IDB	No Debt				

* Not reported by the IDB; not a required field.

Fiscal Year 2022
 Tennessee Industrial Development Boards
 Annual Debt Report - Direct and Conduit Debt Issues Outstanding (T.C.A. § 7-53-304)

Entity Name	Debt Type	Original Issue Amount	Outstanding Amount Reported	Debt Name/ Series Year	Maturity Date
Gibson County					
City of Trenton Economic and IDB	Conduit	\$ 221,164	\$ 110,637	Van Can 2017	02/10/2026
City of Trenton Economic and IDB	Direct	\$ 149,490	\$ 12,258	General 2017	01/08/2023
IDB of Gibson County, Tennessee	No Debt				
IDB of the City of Bradford, TN	No Debt				
IDB of the City of Dyer	No Debt				
IDB of the City of Humboldt, Tennessee	No Debt				
IDB of the City of Milan, Tennessee	No Debt				
IDB of the City of Rutherford, Tennessee	<i>Inactive - no current board; no debt</i>				
Giles County					
IDB of the City of Pulaski and Giles County	Conduit	\$ 1,000,000	\$ 958,571	Integrity Injection Mold (2022)	05/04/2032
IDB of the City of Pulaski and Giles County	Conduit	\$ 5,225,000	\$ 3,720,547	Twin City Fan (2015)	03/19/2025
IDB of the City of Pulaski and Giles County	Conduit	\$ 500,000	\$ 242,562	PGI Investments (2017)	07/21/2027
IDB of the City of Pulaski and Giles County	Conduit	\$ 775,000	*	Avenue at Giles (2015)	04/01/2035
IDB of the City of Pulaski and Giles County	Conduit	\$ 580,000	*	Avenue at Giles (2018)	04/01/2035
IDB of the City of Pulaski and Giles County	Conduit	\$ 962,343	\$ 645,727	PGI Investments (2016)	09/22/2035
IDB of the City of Pulaski and Giles County	Conduit	\$ 600,000	\$ 220,064	Saargummi (2011)	07/01/2026
IDB of the City of Pulaski and Giles County	Conduit	\$ 3,021,000	\$ 1,435,242	PGI Investments (Lease/Purchase) 2015	09/21/2035
IDB of the City of Pulaski and Giles County	Conduit	\$ 4,800,000	\$ 4,730,693	Integrity Mold (2021)	03/29/2042
IDB of the City of Pulaski and Giles County	Conduit	\$ 1,469,418	\$ 779,005	PGI Investments (2017)	07/21/2027
IDB of the Town of Ardmore, Tennessee	Direct	\$ 350,000	\$ -	Line Of Credit Issued 2016	02/09/2024
Grainger County					
IDB of Grainger County, Tennessee	No Debt				
Greene County					
IDB of the Town of Greeneville and Greene County, Tennessee	Direct	\$ 300,000	\$ 285,633	Tax Increment Revenue Note (Series 2021)	10/07/2031
IDB of the Town of Greeneville and Greene County, Tennessee	Direct	\$ 200,000	\$ 178,322	Tax Increment Revenue Note (Series 2020)	07/08/2030
IDB of the Town of Greeneville and Greene County, Tennessee	Direct	\$ 200,000	\$ 150,941	Tax Increment Revenue Note (Series 2019)	01/01/2030
Grundy County					
IDB of Grundy County	No Debt				
Hamblen County					
IDB of the City of Morristown, Tennessee	Direct	\$ 2,500,000	\$ 1,615	Tax Increment Revenue Note 2013	03/31/2034
IDB of the City of Morristown, Tennessee	Direct	\$ 1,725,000	\$ 1,237,910	Tax Increment Revenue Note 2014	08/20/2025
IDB of the City of Morristown, Tennessee	Direct	\$ 2,803,000	\$ 2,803,000	Tax Increment Revenue Note 2022	04/30/2026
IDB of the City of Morristown, Tennessee	Direct	\$ 1,100,000	\$ 550,000	Tax Increment Revenue Note 2010	04/01/2031
IDB of the City of Morristown, Tennessee	Direct	\$ 3,500,000	\$ 1,961,745	Tax Increment Revenue Note 2014	05/01/2034
IDB of the City of Morristown, Tennessee	Direct	\$ 4,660,000	\$ 816,056	Tax Increment Revenue Note 2015	04/30/2026
IDB of the City of Morristown, Tennessee	Direct	\$ 1,000,000	\$ 1,000,000	Tax Increment Revenue Note 2022	04/30/2033
IDB of the City of Morristown, Tennessee	Direct	\$ 1,750,000	\$ 765,472	Tax Increment Revenue Note 2015	04/30/2026
Hamilton County					
IDB of Hamilton County	Conduit	\$ 16,000,000	*	Tennessee Aquarium - Series 2020A & Series 2020B	01/01/2036
IDB of the City of Chattanooga, Tennessee	Conduit	\$ 9,089,045	\$ 8,793,620	Black Creek Mountain 2013	12/31/2031
IDB of the City of Chattanooga, Tennessee	Conduit	\$ 6,900,000	\$ 1,494,651	YMCA 2020	12/01/2026
IDB of the City of Chattanooga, Tennessee	Conduit	\$ 200,000,000	\$ 200,000,000	Blue Cross Blue Shield 2021	01/01/2028
IDB of the City of Chattanooga, Tennessee	Conduit	\$ 4,000,000	\$ 3,985,232	East Chattanooga Rising (Nippon Paint Automotive Company) - Tubman Site 2020	12/31/2040

* Not reported by the IDB; not a required field.

APPENDIX C

Fiscal Year 2022
 Tennessee Industrial Development Boards
 Annual Debt Report - Direct and Conduit Debt Issues Outstanding (T.C.A. § 7-53-304)

Entity Name	Debt Type	Original Issue Amount	Outstanding Amount Reported	Debt Name/ Series Year	Maturity Date
IDB of the City of Chattanooga, Tennessee	Conduit	\$ 3,500,000	\$ 2,649,307	139 Partners dba Evergreen Real Estate - MLK Blvd Ext Riverwalk-Pinnacle Bank 2018	12/10/2036
IDB of the City of Chattanooga, Tennessee	Direct	\$ 32,235,000	\$ 29,575,000	2018A IDB Revenue Refunding 2007 Bonds	10/01/2028
IDB of the City of Chattanooga, Tennessee	Direct	\$ 28,200,000	\$ 14,885,000	2018C IDB Revenue Refunding 2010 Bonds Taxable	10/01/2024
IDB of the City of East Ridge	No Debt				
Hancock County					
Hancock County IDB	No Debt				
Hardeman County					
IDB of the City of Bolivar, Tennessee	No Debt				
IDB of the City of Middleton	No Debt				
IDB of the County of Hardeman, Tennessee	No Debt				
Hardin County					
Savannah Industrial Development Corporation	No Debt				
Hawkins County					
Hawkins County IDB	No Debt				
Kingsport IDB	Conduit	\$ 11,050,000	\$ 11,050,000	2009 - Multifamily Housing Revenue Bond	07/31/2049
Kingsport IDB	Conduit	\$ 8,500,000	\$ 8,500,000	2020 - Multifamily Housing Revenue Bond	12/31/2023
Kingsport IDB	Direct	\$ 3,289,320	\$ 3,289,320	2013 - General Shale Loan	12/30/2023
Kingsport IDB	Direct	\$ 1,800,000	\$ 1,127,500	2019 - Miracle Field Loan	07/15/2030
Kingsport IDB	Direct	\$ 6,640,000	\$ 6,383,916	2020 - Anita's Foods Loan	06/15/2030
Phipps Bend Joint Venture	No Debt				
Haywood County					
IDB of Brownsville, Tennessee	No Debt				
IDB of the City of Brownsville and Haywood County, Tennessee	No Debt				
Henderson County					
Lexington IDB	Direct	\$ 950,000	\$ 621,823	Promissory Note First Bank, 2010	05/31/2026
Henry County					
IDB of the City of Paris, Tennessee	Conduit	\$ 146,000	\$ 136,844	Eurotranciatura East Equipment 2022-2	03/03/2032
IDB of the City of Paris, Tennessee	Conduit	\$ 754,000	\$ 706,133	Eurotranciatura East 2022-1	03/03/2032
Hickman County					
IDB of the County of Hickman	No Debt				
IDB of the Town of Centerville	No Debt				
Houston County					
IDB of Erin	No Debt				
IDB of Stewart-Houston Counties	(Joint)	<i>See Stewart County for Debt Information</i>			
Humphreys County					
IDB of Humphreys County, TN	No Debt				
Jackson County					
IDB of the County of Jackson	No Debt				
Jefferson County					
IDB of Jefferson County, Tennessee	No Debt				
IDB of the City of Jefferson City	Direct	\$ 1,140,000	\$ 886,667	APPLACHIAN ELECTRIC 2019	06/11/2029
IDB of the City of Jefferson City	Direct	\$ 285,000	\$ 224,411	APPLACHIAN ELECTRIC-2 2019	07/11/2029
IDB of the Town of White Pine	No Debt				

* Not reported by the IDB; not a required field.

APPENDIX C

Fiscal Year 2022
 Tennessee Industrial Development Boards
 Annual Debt Report - Direct and Conduit Debt Issues Outstanding (T.C.A. § 7-53-304)

Entity Name	Debt Type	Original Issue Amount	Outstanding Amount Reported	Debt Name/ Series Year	Maturity Date
Johnson County					
IDB of the County of Johnson County, Tennessee	No Debt				
Knox County					
IDB of Knox County	Conduit	\$ 2,300,000	\$ 964,778	The Change Center, Series 2017, 7/31/2017	07/31/2022
IDB of Knox County	Conduit	\$ 8,792,874	\$ 1,475,000	Boys & Girls Club of the TN Valley, Series 2020, 1/31/2020	12/31/2024
IDB of Knox County	Conduit	\$ 5,500,000	\$ 3,652,612	Young Men's Christian Assoc. of ETN, Series 2019, 8/16/2019	08/16/2034
IDB of Knox County	Conduit	\$ 15,000,000	\$ 2,457,538	Knoxville Zoological Gardens, Inc., Series 2019, 8/23/2019	09/05/2024
IDB of Knox County	Direct	\$ 2,507,841	\$ 1,878,642	Tax Increment Revenue Note, Series 2020, 12/22/2020	10/05/2027
IDB of Knox County	Direct	\$ 500,000	\$ 500,000	Tax Increment Revenue Note, Series 2019B, 11/12/2019	04/01/2038
IDB of Knox County	Direct	\$ 3,000,000	*	Tax Increment Revenue Note, Series 2011B, 9/30/2011	04/01/2027
IDB of Knox County	Direct	\$ 6,000,000	*	Tax Increment Revenue Note, Series 2011A, 9/30/2011	04/01/2027
IDB of Knox County	Direct	\$ 2,000,000	\$ 2,000,000	Tax Increment Revenue Note, Series 2019A, 11/12/2019	04/01/2038
IDB of the City of Knoxville	No Debt				
IDB of the City of Knoxville for the Downtown Cinema, Inc.	No Debt				
Lake County					
IDB of Lake County, Tennessee	No Debt				
Industrial Development Authority of the City of Ridgely	Direct	\$ 112,593	<i>not reported</i>	City of Ridgely, Series 2018	8/5/2026
IDB of the City of Tiptonville	No Debt				
Lauderdale County					
IDB of Lauderdale County, Tennessee	No Debt				
IDB of the City of Ripley	Conduit	\$ 1,600,000	\$ 1,042,081	Loan Agreement, Series 2012	02/08/2031
IDB of the City of Ripley	Conduit	\$ 4,830,000	\$ 1,335,000	GO Lease Rental Rev Bonds, Series 2009	12/01/2023
IDB of the Town of Halls	No Debt				
Lawrence County					
IDB of the City of Lawrenceburg	Conduit	\$ 3,000,000	\$ 2,622,393	\$3,000,000 Industrial Dev Revenue Board (Booker Assets TN, Inc) Series 2019	04/01/2034
IDB of the City of Lawrenceburg	Direct	\$ 1,032,300	\$ 986,531	TIF Note (Best Western Hotel Plus Project) Series 2021	05/01/2041
IDB of the City of Loretto, Tennessee	Direct	\$ 140,000	\$ 56,000	The IDB of the City of Loretto, TN 2019	04/02/2024
Lewis County					
IDB of the City of Hohenwald	Direct	\$ 905,000	*	BRS Offroad 2021	05/01/2051
IDB of the City of Hohenwald	Direct	\$ 358,915	\$ 254,359	Real Estate - Forrest Ave, 2012	02/07/2022
Lincoln County					
Fayetteville-Lincoln County IDB	Conduit	\$ 4,960,000	\$ 4,795,000	Lease Revenue & Tax Refunding Bonds (Series 2007)	05/01/2028
Fayetteville-Lincoln County IDB	Conduit	\$ 6,735,000	\$ 730,000	Lease Revenue & Tax Refunding Bonds (Series 2013)	05/01/2023
Fayetteville-Lincoln County IDB	Direct	\$ 2,590,000	*	Industrial Revenue Bond (Industrial Park Project) Series 2021	12/30/2031
Fayetteville-Lincoln County IDB	Direct	\$ 850,000	\$ 221,590	Tax Increment Revenue Note (Series 2015 A & Series 2015 B)	04/01/2028
Loudon County					
IDB of Loudon County	No Debt				
IDB of the City of Lenoir City, Tennessee	Conduit	\$ 5,500,000	*	Collateralized Multifamily Housing Bond, Series 2018	09/01/2021
IDB of the City of Loudon, Tennessee	Conduit	\$ 250,000,000	*	Tate & Lyle Ingredients Americas, LLC 1/1/2017	12/31/2026
Macon County					
IDB of the City of Lafayette, Tennessee	No Debt				
Madison County					
IDB of the City of Jackson	Conduit	\$ 4,500,000	\$ 4,500,000	Bobrick Washroom Equipment 2020	09/01/2049
IDB of the City of Jackson	Conduit	\$ 9,000,000	\$ 1,000,000	BICC Capital Project 1991 (Issued 2001)	02/01/2025

* Not reported by the IDB; not a required field.

APPENDIX C

Fiscal Year 2022
 Tennessee Industrial Development Boards
 Annual Debt Report - Direct and Conduit Debt Issues Outstanding (T.C.A. § 7-53-304)

Entity Name	Debt Type	Original Issue Amount	Outstanding Amount Reported	Debt Name/ Series Year	Maturity Date
Marion County					
IDB of Marion County	No Debt				
IDB of South Pittsburg	<i>Inactive; City voted to dissolve in February 2022</i>				
Marshall County					
IDB of the Town of Cornersville, Tennessee	No Debt				
Lewisburg IDB	Conduit	\$ 25,000,000	\$ 25,000,000	Revenue Bonds Series 2003	07/01/2033
Lewisburg IDB	Conduit	\$ 22,000,000	\$ 22,000,000	Revenue Bonds Series 2006	07/31/2036
Maury County					
IDB of the City of Columbia, Tennessee	Conduit	\$ 3,620,000	\$ 1,572,584	2016 Industrial Development Revenue Note, Series A (Project Summer)	12/31/2023
IDB of the City of Mount Pleasant	No Debt				
IDB of the City of Spring Hill	<i>Newly created in 2022</i>				
The IDB of Maury County, Tennessee	Conduit	\$ 5,800,000	\$ 1,883,105	UST TIF Note 2/26/15	02/26/2035
The IDB of Maury County, Tennessee	Direct	\$ 4,000,000	\$ 2,730,000	Industrial Revenue Bond Series 2018	06/01/2029
The IDB of Maury County, Tennessee	Direct	\$ 360,000	\$ 300,000	Mt. Pleasant Power USDA 2019	02/01/2029
McMinn County					
IDB of McMinn County	Conduit	\$ 9,383,150	\$ 7,334,864	Revenue Refunding Bond - 2012	04/01/2036
IDB of McMinn County	Conduit	\$ 800,000	\$ 800,000	Tax Increment Financing Note - 2016	02/01/2039
IDB of McMinn County	Conduit	\$ 5,000,000	\$ 1,375,000	Revenue Bond - 2012	01/01/2023
IDB of McMinn County	Direct	\$ 1,695,900	\$ 1,222,216	Armstrong Promissory Note - 2017	07/12/2027
McNairy County					
Adamsville-McNairy County IDB	No Debt				
Selmer-McNairy County IDB	Conduit	\$ 1,000,000	\$ 1,000,000	MULBERRY FARM LLC	04/06/2034
Selmer-McNairy County IDB	Conduit	\$ 500,000	\$ 500,000	SELMER FARMS LLC	04/06/2034
Selmer-McNairy County IDB	Conduit	\$ 400,000	\$ 400,000	SELMER NORTH II LLC	12/31/2036
Selmer-McNairy County IDB	Conduit	\$ 1,330,000	\$ 1,330,000	SELMER NORTH I LLC	12/31/2036
Selmer-McNairy County IDB	Conduit	\$ 20,000,000	\$ 18,481,094	MONOGRAM REFRIGERATION LLC	01/01/2026
Selmer-McNairy County IDB	Direct	\$ 1,148,312	\$ 970,024	CENTRAL BANK NOTE PAYABLE 2020	01/31/2032
Selmer-McNairy County IDB	Direct	\$ 2,000,000	\$ 1,863,521	TVA NOTE PAYABLE	11/15/2034
Selmer-McNairy County IDB	Direct	\$ 1,000,000	\$ 116,596	PICKWICK ELECTRIC COOP NOTE PAYABLE	02/25/2024
Selmer-McNairy County IDB	Direct	\$ 1,756,242	\$ 548,783	HOME BANKING CO	04/01/2028
Meigs County					
IDB of Meigs County and the City of Decatur	No Debt				
Monroe County					
IDB of the City of Sweetwater	No Debt				
Monroe County Industrial Development Bond Board	No Debt				
Montgomery County					
Clarksville-Montgomery County IDB	Conduit	\$ 30,000,000	*	Bridgestone Metalpha, Series A-2012	12/31/2025
Clarksville-Montgomery County IDB	Conduit	\$ 5,000,000	*	Shiloh Project, Series A-2014	12/31/2023
Clarksville-Montgomery County IDB	Conduit	\$ 150,000,000	*	AtlasBX America Corp., Series A-2018	09/28/2028
Clarksville-Montgomery County IDB	Conduit	\$ 80,000,000	*	Hankook Tire, Series A-2016	05/26/2024
Clarksville-Montgomery County IDB	Conduit	\$ 150,000,000	*	Hankook Tire, Series A-2015	11/19/2024
Clarksville-Montgomery County IDB	Conduit	\$ 55,000,000	*	Bridgestone Metalpha, Series B-2012	12/31/2025
Clarksville-Montgomery County IDB	Conduit	\$ 30,000,000	*	Hankook Tire, Series A-2014	12/10/2024
Clarksville-Montgomery County IDB	Direct	\$ 18,500,000	\$ 18,500,000	Industrial Revenue Note (Industrial Park Project), Series 2021	06/01/2042

* Not reported by the IDB; not a required field.

APPENDIX C

Fiscal Year 2022
 Tennessee Industrial Development Boards
 Annual Debt Report - Direct and Conduit Debt Issues Outstanding (T.C.A. § 7-53-304)

Entity Name	Debt Type	Original Issue Amount	Outstanding Amount Reported	Debt Name/ Series Year	Maturity Date
Clarksville-Montgomery County IDB	Direct	\$ 3,675,596	\$ 3,727,755	Office Complex Note Payable - 2020	12/08/2042
Moore County					
No reported IDB					
Morgan County					
IDB of the Counties of Cumberland, Morgan & Roane, TN	(Joint)	<i>No Debt</i>			
Morgan County Economic Development Board, Inc.	Direct	\$ 300,000	*	Sales Tax Increment Revenue Note 2017	10/01/2035
Morgan County Economic Development Board, Inc.	Direct	\$ 3,608,710	*	Commercial Promissory Note 2019	01/11/2039
Morgan County Economic Development Board, Inc.	Direct	\$ 1,000,000	\$ 874,388	Commercial Promissory Note 2021	12/01/2030
Morgan County Economic Development Board, Inc.	Direct	\$ 850,000	\$ 692,576	Sales Tax Increment Revenue Note 2021	10/01/2035
Obion County					
IDB of the City of South Fulton, Tennessee, Inc.	Conduit	\$ 580,000	*	WARREN SEED PROPERTY 12/19/2013	12/31/2023
IDB of the City of Union City, Tennessee	Conduit	\$ 3,250,000	\$ 650,000	MIA-Note 1 Building	12/01/2023
IDB of the City of Union City, Tennessee	Conduit	\$ 3,500,000	\$ 3,138,325	TIF-GAM	04/30/2039
IDB of the City of Union City, Tennessee	Conduit	\$ 1,600,000	\$ 1,600,000	Gopal 2018	01/01/2035
IDB of the City of Union City, Tennessee	Direct	\$ 400,000	\$ 80,000	MIA -operating	12/01/2023
IDB of the Town of Obion	No Debt				
Troy IDB	Direct	\$ 200,150	\$ 52,419	Construction Loan -- Draw Account	10/01/2022
Troy IDB	Direct	\$ 383,375	\$ 226,597	Fixed Loan, 12/17/2018	12/05/2028
Overton County					
Industrial Development Authority of Overton County	No Debt				
Perry County					
IDB of Perry County, Tennessee	Direct	\$ 1,200,000	\$ 395,000	Roof for Fisher Building (NYX, Inc.) 2012	03/31/2028
Pickett County					
IDB of Pickett County	No Debt				
Polk County					
No reported IDB					
Putnam County					
IDB of the City of Cookeville	No Debt				
Rhea County					
IDB of Rhea County, Tennessee	No Debt				
IDB of the City of Dayton	Direct	\$ 1,100,000	*	Industrial Property 2011	09/22/2021
Roane County					
IDB of the Counties of Cumberland, Morgan & Roane, TN	(Joint)	<i>No Debt</i>			
IDB of Roane County	No Debt				
IDB of the City of Harriman, Tennessee	No Debt				
IDB of the City of Oak Ridge	Conduit	\$ 154,360,000	\$ 91,045,000	Lease Revenue Bonds	12/15/2032
IDB of the City of Oak Ridge	Conduit	\$ 27,700,000	\$ 16,988,000	Demand Bonds	09/01/2038
IDB of the City of Oak Ridge	Conduit	\$ 11,000,000	\$ 11,000,000	Multifamily Housing Revenue Bond	02/28/2024
IDB of the City of Oak Ridge	Conduit	\$ 10,165,000	\$ 10,165,000	Social Multifamily Tax-Exempt Mortgage Backed Bonds	07/01/2039
IDB of the City of Oak Ridge	Direct	\$ 13,000,000	\$ 13,000,000	Tax Increment Revenue Note	05/01/2047
IDB of the City of Rockwood	No Debt				
Robertson County					
IDB of Robertson County	Conduit	\$ 4,850,000	*	Multifamily Housing Revenue Bonds 2012	02/01/2042
IDB of the City of Springfield, Tennessee	No Debt				

* Not reported by the IDB; not a required field.

APPENDIX C

Fiscal Year 2022
 Tennessee Industrial Development Boards
 Annual Debt Report - Direct and Conduit Debt Issues Outstanding (T.C.A. § 7-53-304)

Entity Name	Debt Type	Original Issue Amount	Outstanding Amount Reported	Debt Name/ Series Year	Maturity Date
Rutherford County					
IDB of Rutherford County	No Debt				
IDB of the City of LaVergne	No Debt				
IDB of the Town of Smyrna	No Debt				
Scott County					
IDB of Scott County, Tennessee	Conduit	\$ 1,400,000	\$ 1,039,682	J&M Grading Division , LLC 2015	04/30/2036
IDB of Scott County, Tennessee	Conduit	\$ 1,010,000	\$ 985,694	Thompson Medical Clinic 2020	01/01/2041
IDB of Scott County, Tennessee	Direct	\$ 443,084	\$ 391,353	IDB of Scott County 2020	03/17/2026
IDB of Scott County, Tennessee	Direct	\$ 571,842	\$ 454,019	IDB of Scott County	03/30/2030
IDB of the Town of Oneida, Tennessee	No Debt				
Winfield IDB	No Debt				
Sequatchie County					
IDB of the City of Dunlap	Direct	\$ 160,000	\$ 125,429	Mountain Valley Bank 2020	12/01/2029
IDB of the County of Sequatchie	No Debt				
Sevier County					
IDB of Pigeon Forge	Conduit	\$ 2,000,000	*	Revenue Bonds, Series 2015	01/27/2035
IDB of the City of Sevierville, Tennessee	Conduit	\$ 2,025,000	\$ 1,235,589	Revenue Bonds, Series 2015	02/28/2031
IDB of the County of Sevier, Tennessee	No Debt				
Shelby County					
Depot Redevelopment Corporation of Memphis and Shelby County	<i>Reported with Economic Development Growth Engine IDB - Memphis & Shelby County</i>				
Economic Development Growth Engine IDB - Memphis & Shelby County	Conduit	\$ 24,430,000	\$ 22,635,000	EDGE Senior Tax Increment Revenue Bonds, Series 2017B	07/01/2045
Economic Development Growth Engine IDB - Memphis & Shelby County	Conduit	\$ 19,140,000	\$ 19,140,000	EDGE Economic Development Bonds (City of Memphis Project) Series 2021A	04/01/2041
Economic Development Growth Engine IDB - Memphis & Shelby County	Conduit	\$ 40,490,000	\$ 39,165,000	Senior Tax Increment Revenue Bonds, Series 2017A	07/01/2046
Economic Development Growth Engine IDB - Memphis & Shelby County	Conduit	\$ 5,600,000	*	IDB City of Memphis and County of Shelby, TN VRD Revenue Bonds Series 2007A & B	11/01/2028
Economic Development Growth Engine IDB - Memphis & Shelby County	Conduit	\$ 10,000,000	\$ 10,000,000	EDGE Subordinate Tax Increment Revenue Bonds, Series 2017E	07/01/2044
Economic Development Growth Engine IDB - Memphis & Shelby County	Conduit	\$ 36,215,000	*	TDZ Revenue Refunding Bonds, Series 2017A	11/01/2046
Economic Development Growth Engine IDB - Memphis & Shelby County	Conduit	\$ 7,375,000	*	Revenue Refunding Bond, Series 2019	03/01/2029
Economic Development Growth Engine IDB - Memphis & Shelby County	Conduit	\$ 5,115,000	\$ 5,115,000	Economic Development Bonds (City of Memphis Project) Series 2021B	04/01/2028
Economic Development Growth Engine IDB - Memphis & Shelby County	Conduit	\$ 34,300,000	\$ 25,735,000	EDGE TDZ Revenue Refunding Bonds, Series 2017C	06/01/2046
Economic Development Growth Engine IDB - Memphis & Shelby County	Conduit	\$ 28,935,000	*	EDGE Revenue Refunding Bond, Series 2022	04/01/2036
Economic Development Growth Engine IDB - Memphis & Shelby County	Conduit	\$ 4,000,000	\$ 1,743,391	EDGE Special Project Revenue Obligation, Series 2014	02/24/2025
Economic Development Growth Engine IDB - Memphis & Shelby County	Conduit	\$ 69,635,000	\$ 69,635,000	EDGE Revenue Bonds, Series 2021	12/01/2051
Economic Development Growth Engine IDB - Memphis & Shelby County	Conduit	\$ 25,000,000	\$ 14,173,980	EDGE Direct Note Obligation (EPPF Project) Series 2016B	06/01/2045
Economic Development Growth Engine IDB - Memphis & Shelby County	Conduit	\$ 87,725,000	\$ 87,725,000	EDGE TDZ Revenue Refunding Bonds, Series 2017B	11/01/2030
Economic Development Growth Engine IDB - Memphis & Shelby County	Conduit	\$ 24,375,000	\$ 24,375,000	EDGE Senior Tax Increment Revenue Bonds, Series 2017B	07/01/2045
Economic Development Growth Engine IDB - Memphis & Shelby County	Conduit	\$ 25,000,000	\$ 23,623,300	EDGE Direct Note Obligation (EPPF Project) Series 2016A	06/01/2045
Economic Development Growth Engine IDB - Memphis & Shelby County	Conduit	\$ 5,005,000	\$ 4,975,000	Subordinate Tax Increment Revenue Bonds, Series 2017D	07/01/2030
IDB of the City of Arlington	No Debt				
IDB of the City of Bartlett, Tennessee	No Debt				
IDB of the City of Germantown, Tennessee	No Debt				
IDB of the City of Lakeland, Tennessee	Conduit	\$ 9,750,000	\$ 9,750,000	Lakeland Commons Amended and Restated TIF	01/25/2029
IDB of the City of Memphis and County of Shelby, TN	<i>Reported with Economic Development Growth Engine IDB - Memphis & Shelby County</i>				
IDB of the City of Millington	Conduit	\$ 3,800,000	\$ 3,192,249	Shoppes of Millington Farms 2017	05/01/2037
IDB of the Town of Collierville, Tennessee	No Debt				

* Not reported by the IDB; not a required field.

APPENDIX C

Fiscal Year 2022
Tennessee Industrial Development Boards
Annual Debt Report - Direct and Conduit Debt Issues Outstanding (T.C.A. § 7-53-304)

Entity Name	Debt Type	Original Issue Amount	Outstanding Amount Reported	Debt Name/ Series Year	Maturity Date
Memphis Center City Revenue Finance Corporation	Conduit	\$ 8,316,000	\$ 3,326,400	Qualified Energy Conservation Bonds, 2015A	01/05/2025
Memphis Center City Revenue Finance Corporation	Conduit	\$ 2,015,300	\$ 604,590	Qualified Energy Conservation Bonds, 2015B	01/05/2024
Memphis Center City Revenue Finance Corporation	Conduit	\$ 340,700	\$ 102,210	Qualified Energy Conservation Bonds, 2015C	01/05/2024
Memphis Center City Revenue Finance Corporation	Conduit	\$ 11,000,000	\$ 9,629,276	Tax-Exempt Revenue Bonds	06/01/2026
Memphis Center City Revenue Finance Corporation	Direct	\$ 17,925,000	\$ 12,200,000	Sports Facility Revenue Bonds (Stadium Project) 2014A	02/01/2029
Memphis Center City Revenue Finance Corporation	Direct	\$ 5,720,000	\$ 3,090,000	Sports Facility Revenue Bonds (Stadium Project) 2014B	02/01/2030
Memphis Center City Revenue Finance Corporation	Direct	\$ 40,000,000	\$ 28,297,500	Series 2021 Direct Note Obligation DMA Projects	12/01/2028
Piperton IDB	No Debt				
Smith County					
IDB of the City of Smith County	No Debt				
Stewart County					
IDB of Stewart County	No Debt				
IDB of Stewart-Houston Counties (Joint IDB)	Direct	\$ 1,334,821	\$ 1,334,821	Interloan with Stewart Houston Industrial Park Board	05/13/2026
IDB of Stewart-Houston Counties (Joint IDB)	Direct	\$ 800,000	\$ 443,562	2014 spec building	02/13/2022
IDB of the Town of Dover, Tennessee	No Debt				
Sullivan County					
IDB of the City of Bristol, Tennessee	Conduit	\$ 1,700,000	\$ 1,231,969	Revenue Bond (Johnson Pinnacle Project) Series 2013	08/01/2033
IDB of the City of Bristol, Tennessee	Direct	\$ 30,020,000	\$ 27,320,000	Tax Increment Revenue Bonds (Pinnacle Project), Series 2016	06/01/2035
IDB of the City of Bristol, Tennessee	Direct	\$ 29,515,400	\$ 21,555,642	State Sales Tax Revenue Capital Appreciation Bonds (Pinnacle Project) Series 2016B	12/01/2032
IDB of the City of Bristol, Tennessee	Direct	\$ 3,680,000	\$ 2,825,000	Subordinate Tax Increment Revenue Bonds (Pinnacle Project), Series 2016B	06/01/2035
IDB of the City of Bristol, Tennessee	Direct	\$ 91,085,000	\$ 91,085,000	State Sales Tax Revenue Bonds (Pinnacle Project), Series 2016A	12/01/2043
IDB of the County of Sullivan	No Debt				
Sumner County					
City of Hendersonville IDB	Conduit	\$ 5,925,000	\$ 5,030,000	\$5,925,000 Multifamily Bond (Hickory Pointe Apartments)	12/01/2025
City of Hendersonville IDB	Conduit	\$ 13,300,000	\$ 12,453,435	\$13,300,000 Multifamily Note (Governmental Waterview Apartments Project)	03/01/2033
City of Hendersonville IDB	Conduit	\$ 13,000,000	\$ 2,000,000	\$13,000,000 Educational Facility Revenue Refunding Bonds	12/01/2025
Gallatin IDB	No Debt				
IDB of the City of Portland, Tennessee	Conduit	\$ 28,000,000	*	North American Stamping Group 2013	01/01/2025
IDB of the City of Portland, Tennessee	Conduit	\$ 327,000	*	Tractor Supply 2018	01/01/2033
IDB of the City of Portland, Tennessee	Conduit	\$ 3,450,000	*	Bennett Properties ATA Retail Jacent 2012	01/01/2023
IDB of the City of Portland, Tennessee	Conduit	\$ 26,500,000	*	Kyowa America 2012	01/01/2025
IDB of the City of Portland, Tennessee	Conduit	\$ 50,000,000	*	SIF Portland LLC & RB Distribution 2018	01/01/2028
IDB of the City of Portland, Tennessee	Conduit	\$ 25,500,000	*	Shoals LLC & Shoals Technologies 2011	01/01/2026
IDB of the City of Portland, Tennessee	Conduit	\$ 7,000,000	*	Stevison Ham Company 2017	01/01/2028
IDB of the City of Portland, Tennessee	Conduit	\$ 11,750,000	*	Portland Capital Partners 2012	01/01/2023
IDB of the City of Westmoreland	Direct	\$ 119,933	\$ 52,491	Project Stitch Loan	09/07/2022
IDB of the City of Westmoreland	Direct	\$ 97,930	\$ 27,086	Improvements Loan-2017	10/19/2022
IDB of the City of Westmoreland	Direct	\$ 550,000	\$ 299,818	Building Loan	12/01/2029
IDB of the City of White House, Tennessee	No Debt				
IDB of the County of Sumner	No Debt				
Tipton County					
IDB of the County of Tipton	No Debt				
IDB of the Town of Covington, Tennessee	Conduit	\$ 7,500,000	\$ 7,500,000	Charms 1992 Bonds - 1992	06/01/2027
IDB of the Town of Covington, Tennessee	Conduit	\$ 49,500,000	\$ 11,206,961	US Cold Storage - Series 2014	12/31/2023

* Not reported by the IDB; not a required field.

APPENDIX C

Fiscal Year 2022
 Tennessee Industrial Development Boards
 Annual Debt Report - Direct and Conduit Debt Issues Outstanding (T.C.A. § 7-53-304)

Entity Name	Debt Type	Original Issue Amount	Outstanding Amount Reported	Debt Name/ Series Year	Maturity Date
IDB of the Town of Covington, Tennessee	Conduit	\$ 30,342,242	\$ 10,032,670	Unilever, Series 2014-1	12/31/2024
Trousdale County					
Hartsville/Trousdale County IDB	No Debt				
Unicoi County					
IDB of Unicoi County, Tennessee	Direct	\$ 600,000	\$ 600,000	Tax Increment Revenue Note (Series 2019)	04/01/2036
Union County					
IDB of the County of Union, Tennessee	No Debt				
Van Buren County					
IDB of the City of Spencer, Tennessee	No Debt				
Van Buren IDB	No Debt				
Warren County					
IDB of McMinnville-Warren County	Conduit	\$ 3,205,000	\$ 2,825,000	Housing Urban Bond 2009	11/20/2049
IDB of McMinnville-Warren County	Direct	\$ 1,000,000	\$ 224,391	TVA 2014	09/15/2024
IDB of McMinnville-Warren County	Direct	\$ 2,000,000	\$ 396,656	Caney Fork Electric Coop 2014	07/01/2024
IDB of McMinnville-Warren County	Direct	\$ 740,000	\$ 13,703	Caney Fork Electric Coop 2012	09/01/2022
IDB of McMinnville-Warren County	Direct	\$ 1,870,000	\$ 1,113,721	TVA 2014	10/15/2034
IDB of McMinnville-Warren County	Direct	\$ 300,000	\$ 8,333	Caney Fork Electric Coop 2012	10/01/2022
IDB of McMinnville-Warren County	Direct	\$ 1,670,763	\$ 1,314,952	Caney Fork Electric 2019	07/01/2029
IDB of McMinnville-Warren County	Direct	\$ 300,000	\$ 57,500	Caney Fork Electric Coop 2014	07/01/2024
IDB of McMinnville-Warren County	Direct	\$ 1,200,000	\$ 629,756	TVA 2014	10/15/2029
IDB of McMinnville-Warren County	Direct	\$ 205,000	*	Caney Fork Electric Coop 2013	11/01/2023
Washington County					
IDB of Jonesborough	<i>Inactive - no current board; no debt</i>				
IDB of the City of Johnson City, Tennessee	Conduit	\$ 4,000,000	*	PILOT 2021	12/31/2029
IDB of the City of Johnson City, Tennessee	Conduit	\$ 2,200,000	*	Revenue Note, Series A 2017	01/01/2025
IDB of the County of Washington, Tennessee	No Debt				
Wayne County					
IDB of the City of Collinwood	No Debt				
IDB of the City of Waynesboro, Tennessee	No Debt				
IDB of Wayne County, Tennessee	No Debt				
Weakley County					
IDB of the City of Dresden	No Debt				
IDB of the City of Greenfield	Conduit	\$ 292,500	\$ 194,140	Loan for Industry - Hwy 45	01/23/2029
IDB of the City of Martin	No Debt				
IDB of the City of McKenzie	No Debt				
IDB of Weakley County	Direct	\$ 738,338	\$ 328,503	TVA Loan-2007	08/03/2025
White County					
IDB of the Town of Sparta, Tennessee	No Debt				
IDB of White County, Tennessee	Conduit	\$ 3,700,000	*	IDB Revenue Bonds, Series 2009	03/01/2029
IDB of White County, Tennessee	Conduit	\$ 1,400,000	\$ 509,424	Promissory Note, Series 2007	02/10/2027
Williamson County					
IDB of the City of Fairview, Tennessee	No Debt				
IDB of the City of Franklin	No Debt				
IDB of the City of Spring Hill	<i>Newly created in 2022</i>				

* Not reported by the IDB; not a required field.

APPENDIX C

Fiscal Year 2022
 Tennessee Industrial Development Boards
 Annual Debt Report - Direct and Conduit Debt Issues Outstanding (T.C.A. § 7-53-304)

Entity Name	Debt Type	Original Issue Amount	Outstanding Amount Reported	Debt Name/ Series Year	Maturity Date
IDB of Williamson County	Conduit	\$ 1,751,524	\$ 1,751,524	Educational Facilities Rev Refunding Bond (Currey Ingram Academy Project) Series 2022C	07/31/2035
IDB of Williamson County	Conduit	\$ 6,105,000	*	Educational Facilities Rev Refunding Bonds (Currey Ingram Academy Project) Series 2009	04/01/2023
IDB of Williamson County	Conduit	\$ 985,000	\$ 985,000	Educational Facilities Rev Refunding Bond (Currey Ingram Academy Project) Series 2022A	12/31/2023
IDB of Williamson County	Conduit	\$ 98,000,000	\$ 58,877,884	Industrial Development Revenue Note, Series A (Lampo Project); Issued 2017	01/01/2034
IDB of Williamson County	Conduit	\$ 15,000,000	\$ 7,786,688	Ed Facilities Revenue Bond (Grace Christian Academy of Leipers Fork Project) Series 2021	06/01/2043
IDB of Williamson County	Conduit	\$ 7,925,000	\$ 1,935,000	Educational Facilities Rev Refunding Bonds (Brentwood Academy Project) Series 2009	09/01/2025
IDB of Williamson County	Conduit	\$ 2,050,000	\$ 450,000	Educational Facilities Rev Refunding Bonds (St. Matthew School Project) Series 2009	07/01/2024
IDB of Williamson County	Conduit	\$ 7,000,000	*	Educational Facilities Revenue Bond (Currey Ingram Academy Project), Series 2019	12/31/2026
IDB of Williamson County	Conduit	\$ 40,000,000	\$ 40,000,000	Educational Facilities Revenue Note (St. Michael Academy Project) Series 2022B	07/01/2029
IDB of Williamson County	Conduit	\$ 2,285,716	\$ 2,285,716	Educational Facilities Rev Refunding Bond (Currey Ingram Academy Project) Series 2022B	07/31/2025
Wilson County					
IDB of the City of Mt. Juliet	<i>Re-established in August 2022</i>				
IDB of Wilson County	Conduit	\$ 10,000,000	*	Kenwal 2007	04/26/2024

* Not reported by the IDB; not a required field.