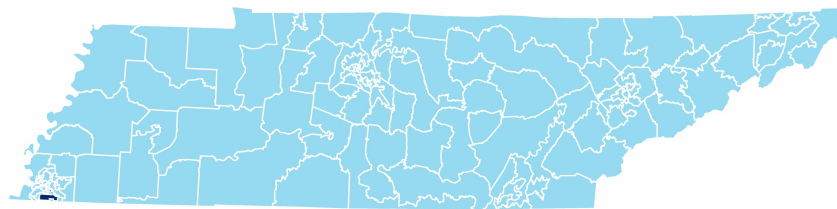


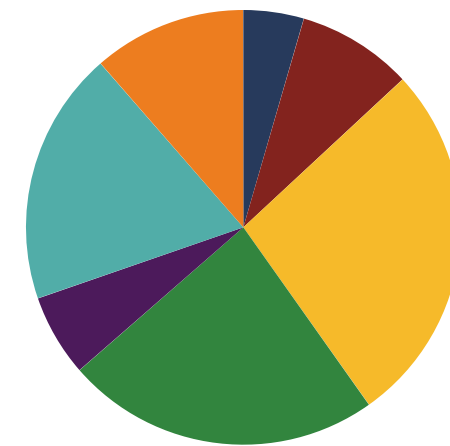


REPRESENTATIVE
 JOE TOWNS, JR.

District 84



Education Attainment




- Less than 9th grade
- 9-12th grade, No Diploma
- High School Graduate, including equivalency
- Some College, No Degree
- Associate's Degree
- Bachelor's Degree
- Graduate/Professional Degree

Achievement School District Schools (1 of 32 Schools)

- Kirby Middle School (Charter School)

Achievement School District Schools



32
 Schools



11,367
 Average Daily
 Membership



\$54,373
 average teacher salary
State Average: \$50,099



\$10,118
 per pupil expenditure
State Average: \$9,307



53.2%
 Graduation Rate
State Rate: 89.1%



15.6
 Average ACT Score
State Average: 20.1



60.7%
 College Going Rate
State Rate: 61.5%



0
 Private Schools
State Count: 599

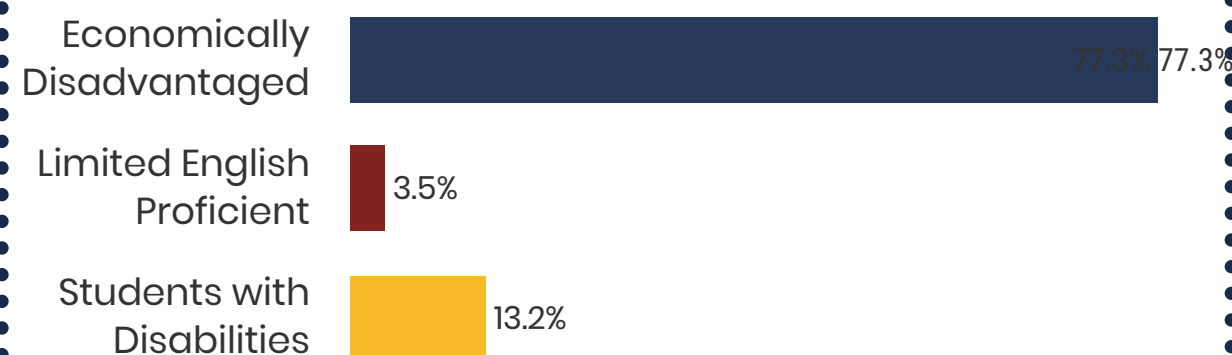
2017 District Designation:

**IN NEED OF
 IMPROVEMENT**

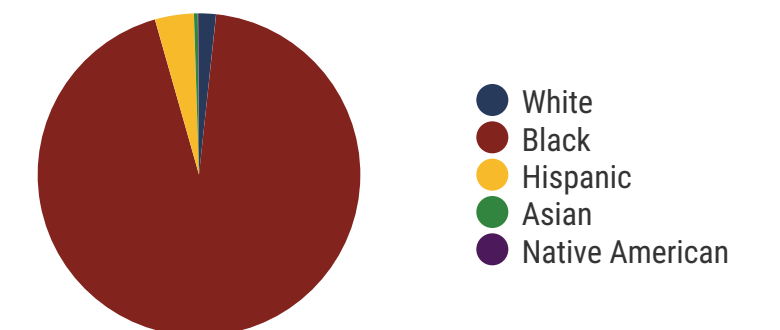
Funding Sources

Charter schools in the ASD receive the same funding as charter schools authorized by the local board of education. These schools are entitled to all applicable federal dollars, including Title I and other Elementary and Secondary Education Act (ESEA) funds.

Student Population




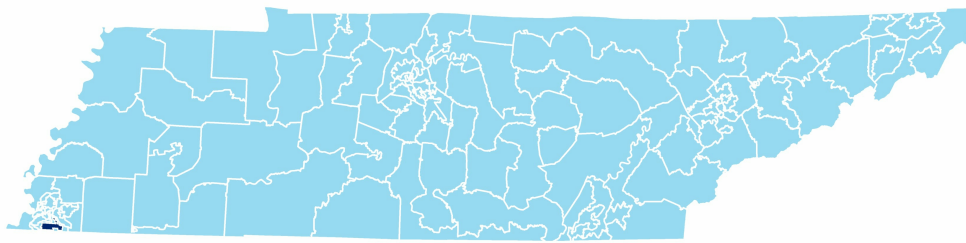
Racial Demographics



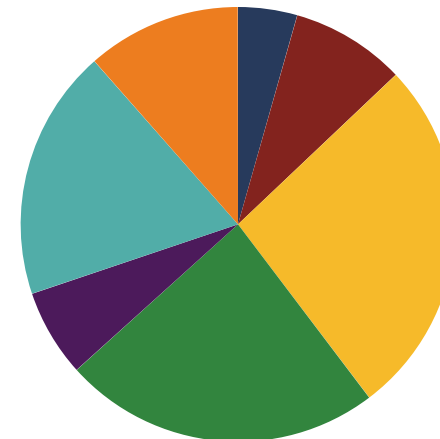


REPRESENTATIVE
JOE TOWNS, JR.

District 84



Education Attainment




- Less than 9th grade
- 9-12th grade, No Diploma
- High School Graduate, including equivalency
- Some College, No Degree
- Associate's Degree
- Bachelor's Degree
- Graduate/Professional Degree

Shelby County Schools (14 of 206 Schools)

- Belle Forest Community School
- Cromwell Elementary
- Crump Elementary
- DuBois Elementary School of Entrepreneurship (Charter School)
- Hickory Ridge Elementary School
- Hickory Ridge Middle School
- Kirby High School
- Memphis School of Excellence (Charter School)
- Oakhaven Elementary
- Oakhaven High School
- Oakhaven Middle School
- Power Center Academy Elementary (Charter School)
- Power Center Academy Middle (Charter School)
- Ross Elementary

Shelby County Schools



206
Schools



103,703
Average Daily
Membership



\$56,456
average teacher salary
Statewide: \$50,099



\$11,207
per pupil expenditure
Statewide: \$9,307



80%
Graduation Rate
State Rate: 89.1%



17.8
Average ACT Score
State Average: 20.1



60.7%
College Going Rate
State Rate: 61.5%

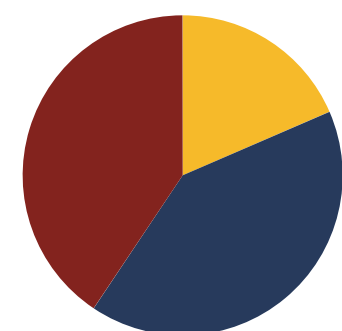


93
Private Schools
State Count: 599

2017 District Designation:

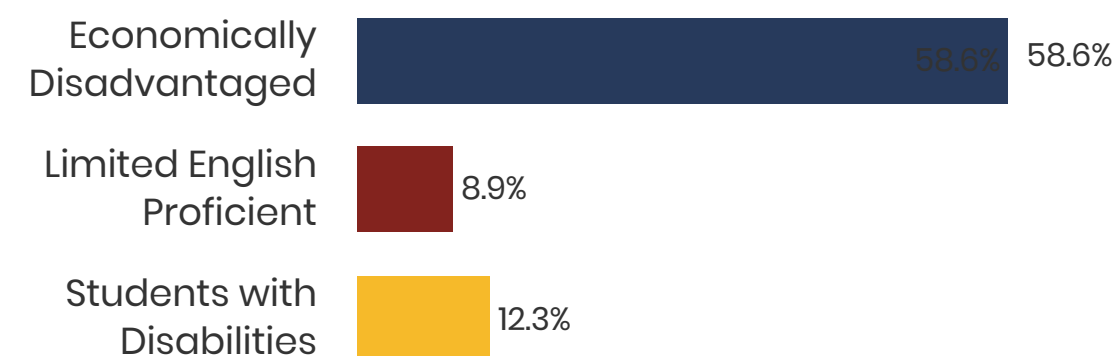
ACHIEVING

Funding Sources

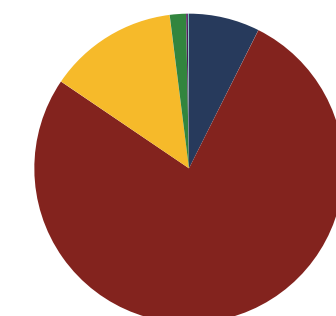


- Federal
- State
- Local

Student Population



Racial Demographics



- White
- Black
- Hispanic
- Asian
- Native American
- Hawaiian/Pacific Islander